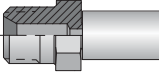
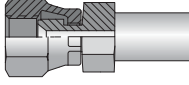
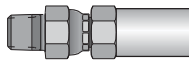
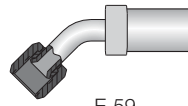
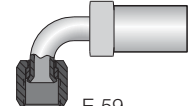
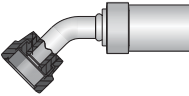
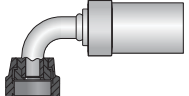
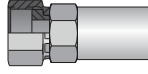
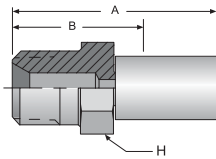





A Hose
 B Tubing
 C Coiled Air Hose & Fittings
 D Transportation
 E Fittings Series 57
 F Tooling, Equipment & Accessories
 G General Technical

57 Series Visual Index

57 Series PERMANENT	101 Male Taper Pipe Rigid	106 Female SAE (JIC) 37° Swivel	113 Male Pipe Swivel	137 FM (JIC) 37° Swivel 45° Elbow	139 FM (JIC) 37° Swivel 90° Elbow Short
	 E-58	 E-58	 E-59	 E-59	 E-59
	1J7 Seal-Lok™ 45° Elbow	1J9 Seal-Lok™ 90° Elbow	1JC Seal-Lok™ Straight Short		
	 E-60	 E-60	 E-60		

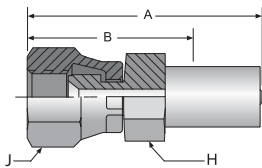
10157 Male Taper Pipe Rigid

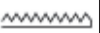





Part Number	Thread Size	Hose I.D.		A		Cutoff Allow. B		H Hex
		inch	mm	inch	mm	inch	mm	inch
#								
10157-2-2	1/8-27	1/8	3	1.35	34	3/4	19	1/2
10157-4-2	1/4-18	1/8	3	1.56	40	15/16	24	5/8

Construction: Steel.
Add "C" for Stainless Steel.

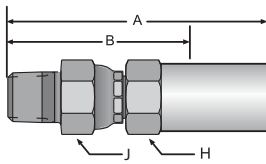
10657 SAE (JIC) 37° Swivel



Part Number	Thread Size	Hose I.D.		A		Cutoff Allow. B		H Hex	J Hex
		inch	mm	inch	mm	inch	mm	inch	inch
#									
10657-2-2	5/16-24	1/8	3	1.63	41	1	25	1/2	1/2
10657-3-2	3/8-24	1/8	3	1.60	41	1	25	1/2	9/16
10657-4-2	7/16-20	1/8	3	1.68	43	1	25	1/2	5/8

Construction: Steel.
Add "C" for Stainless Steel.
NOTE: Size -4 incorporates a dual seat.

11357 Male Pipe Swivel*



Part Number	Thread Size	Hose I.D.		A		Cutoff Allow. B		H Hex	J Hex
		inch	mm	inch	mm	inch	mm	inch	inch
#									
11357-2-2	1/8-27	1/8	3	1.96	50	1-5/16	33	1/2	1/2

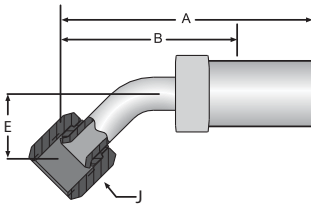
Construction: Steel.

Add "C" for Stainless Steel.

NOTE: *For use with petroleum based fluids.

WARNING: Fittings allow minor movement to relieve stress on hose but are not recommended for continued or extensive swiveling.

13757 Female JIC 37° Swivel 45° Elbow

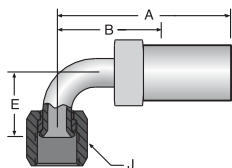


Part Number	Thread Size	Hose I.D.		A		Cutoff Allow. B		E		J Hex
		inch	mm	inch	mm	inch	mm	inch	mm	inch
#										
13757-4-2	7/16-20	1/8	3	1.98	50	1-5/16	33	0.33	8	9/16

Construction: Steel.

Add "C" for Stainless Steel.

13957 Female JIC 37° Swivel 90° Elbow Short Drop



Part Number	Thread Size	Hose I.D.		A		Cutoff Allow. B		E		J Hex
		inch	mm	inch	mm	inch	mm	inch	mm	inch
#										
13957-4-2	7/16-20	1/8	3	1.87	48	1-1/4	32	0.68	17	9/16

Construction: Steel.

Add "C" for Stainless Steel.

For detailed ordering information, please consult price list or contact Parflex® Division.



A Hose

B Tubing

C Coiled Air Hose & Fittings

D Transportation

E Fittings Series 57

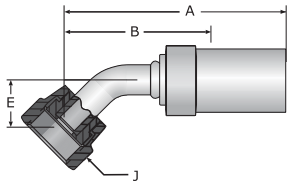
F Tooling, Equipment & Accessories

G General Technical

A Hose

1J757 Seal-Lok™ 45° Elbow

ISO 12151-1-SWE45



Part Number	Thread Size	Hose I.D.		A		Cutoff Allow. B		E		J Hex
		inch	mm	inch	mm	inch	mm	inch	mm	inch
#										
1J757-4-2	9/16-18	1/8	3	2.07	53	1-7/16	36	0.39	10	11/16

Construction: Steel.

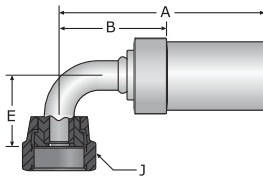
Add "C" for Stainless Steel.

B Tubing

C Coiled Air Hose & Fittings

1J957 Seal-Lok™ 90° Elbow

ISO 12151-1-SWE90



Part Number	Thread Size	Hose I.D.		A		Cutoff Allow. B		E		J Hex
		inch	mm	inch	mm	inch	mm	inch	mm	inch
#										
1J957-4-2	9/16-18	1/8	3	2.04	52	1-7/16	36	0.83	21	11/16

Construction: Steel.

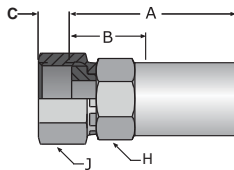
Add "C" for Stainless Steel.

D Transportation

E Fittings Series 57

1JC57 Seal-Lok™ Straight-Short

ISO 12151-1-SWSA



Part Number	Thread Size	Hose I.D.		A		Cutoff Allow. B		C		H Hex	J Hex
		inch	mm	inch	mm	inch	mm	inch	mm	inch	inch
#											
1JC57-4-2	9/16-18	1/8	3	1.34	34	3/4	19	.32	8	5/8	11/16

Construction: Steel.

Add "C" for Stainless Steel.

NOTE: When measuring overall length to the end of the nut, B+C dimensions must be used to calculate cut-off allowance. Stainless steel fittings must be assembled with Karrykrimp2 or Parkimp2. See CrimpSource for more information.

F Tooling, Equipment & Accessories

G General Technical

