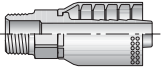

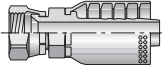
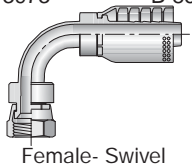

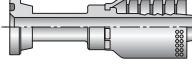
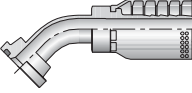
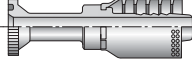
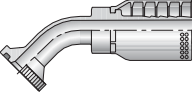
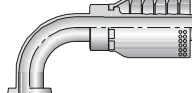
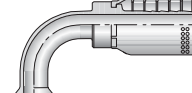

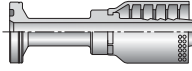
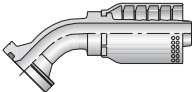
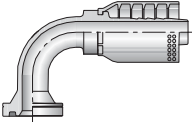

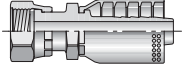
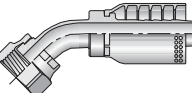
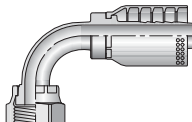

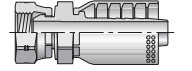
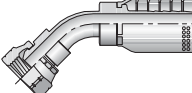
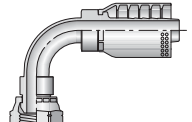

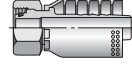

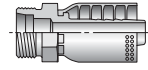
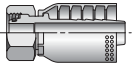
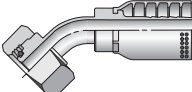
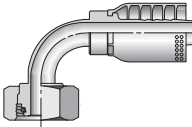

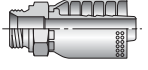
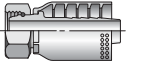
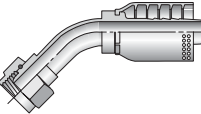
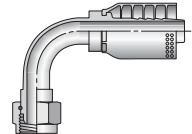
 NPTF Pipe	10173 B-86  Male - Rigid	 JIC 37°	10673 B-86  Female - Swivel	13973 B-86  Female - Swivel 90° Elbow - Short	 Code 61 Flange
11573 B-86  Flange	11773 B-87  45° Elbow	14A73 B-87  Flange (5000 psi)	14F73 B-87  45° Elbow (5000 psi)	11973 B-87  90° Elbow	14N73 B-88  90° Elbow (5000 psi)
 Code 62 Flange	16A73 B-88  Flange	16F73 B-88  45° Elbow	16N73 B-88  90° Elbow	 Seal-Lok® (O-Ring Face Seal)	1JS73 B-89  Female - Swivel Long
1J773 B-89  Female - Swivel 45° Elbow	1J973 B-89  Female - Swivel 90° Elbow - Short	 BSP 60° Cone	1GU73 B-90  Female - Swivel	1G173 B-90  Female - Swivel 45° Elbow	1G273 B-90  Female - Swivel 90° Elbow
 DIN "L" Series	1CA73 B-91  Female Metric L - Swivel	 DIN "S" Series	1D273 B-91  Male Metric S - Rigid	1C973 B-91  Female Metric S - Swivel	10C73 B-91  Female Metric S - Swivel
11C73 B-92  Female Metric S - Swivel	 BSP 60° Cone	1D973 B-92  Male BSP - Parallel Pipe - Rigid	19273 B-92  Female BSP - Parallel Pipe - Swivel	1B173 B-93  Female BSP - Parallel Pipe - Swivel	1B273 B-93  Female BSP - Parallel Pipe - Swivel

A

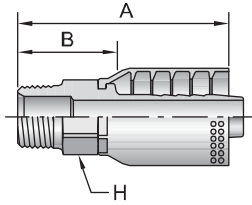
B

C

D

E

A

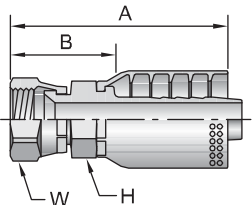


73 e F i e i g i

# rt er	re inch	se inch	inch		inch		mm	
			inch	mm	inch	inch	inch	mm
10173-12-12	3/4x14	3/4	3.56	90	1-1/8	1.75	44	
10173-16-16	1x11-1/2	1	3.94	100	1-3/8	2.00	51	
10173-20-20	1-1/4x11-1/2	1-1/4	4.92	125	1-3/4	2.43	62	
10173-24-24	1-1/2x11-1/2	1-1/2	4.88	124	2	2.57	65	
10173-32-32	2x11-1/2	2	5.57	141	2-1/2	2.87	73	

Note: All sizes of 10173 fittings are rated at 5,000 psi working pressure.

B



73 F e e 37 S i e

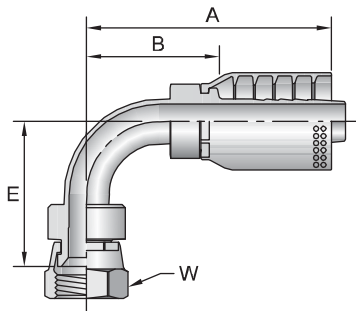
# rt er	re inch	se inch	inch		inch		inch		mm	
			inch	mm	inch	inch	inch	inch	inch	mm
10673-12-12	3/4	1-1/16x12	3/4	3.66	93	1-1/8	1-1/4	1.85	47	
10673-16-12	1	1-5/16x12	3/4	3.90	99	1-3/8	1-1/2	2.09	53	
10673-16-16	1	1-5/16x12	1	4.03	102	1-3/8	1-1/2	2.09	53	
10673-20-20	1-1/4	1-5/8x12	1-1/4	4.93	125	1-3/4	2	2.44	62	
10673-24-24	1-1/2	1-7/8x12	1-1/2	5.04	128	2	2-1/4	2.73	69	
10673-32-32	2	2-1/2x12	2	5.91	150	2-1/2	2-7/8	3.21	82	

Note: All sizes of 10673 fittings are rated at 5,000 psi working pressure.

C

3 73

F e e 37 S i e S r t r



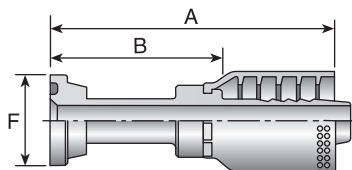
# rt er	re inch	se inch	inch		mm		inch		mm	
			inch	mm	inch	mm	inch	inch	inch	mm
13973-12-12	3/4	1-1/16x12	3/4	4.12	105	2.44	62	1-1/4	2.31	59
13973-16-16	1	1-5/16x12	1	4.71	120	2.93	74	1-1/2	2.77	70

Note: All sizes of 13973 fittings are rated at 5,000 psi working pressure.

D

73

S e F n g e e ISO 12151-3 - S - L



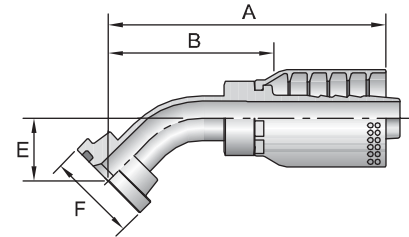
# rt er	F n g e inch	se inch	inch		mm		inch		mm	
			inch	mm	inch	mm	inch	inch	inch	mm
11573-12-12	3/4	3/4	4.34	110,2	1-1/2	2.53	64,3			
11573-16-16	1	1	4.59	117	1-3/4	2.65	67			

See Accessories Section for O-Rings and Flange Kits.

773

Series Flange
ISO 12151-3 - E450S - L (1 Piece: ISO 12151-3 - E45M - L)

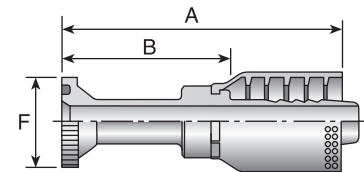
# Order	Flange inch	Seal inch	inch		mm		F		
			inch	mm	inch	mm	inch	inch	mm
11773-12-12	3/4	3/4	4.31	109	1.02	26	1-1/2	2.50	64
11773-16-16	1	1	5.01	127	1.26	32	1-3/4	3.07	78



73

Series Flange
ISO 12151-3 - S - L

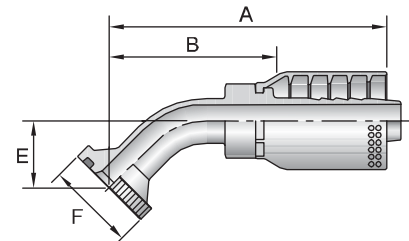
# Order	Flange inch	Seal inch	inch		mm		F		
			inch	mm	inch	inch	mm		
14A73-20-20	1-1/4	1-1/4	5.54	141	2	3.05	77		
14A73-24-24	1-1/2	1-1/2	6.53	166	2-3/8	4.22	107		
14A73-32-32	2	2	6.14	156	2-13/16	3.44	87		



F73

Series Flange
ISO 12151-3 - E45S - L (1 Piece: ISO 12151-3 - E45M - L)

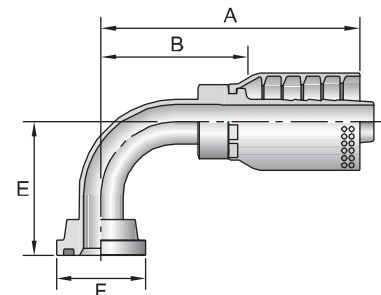
# Order	Flange inch	Seal inch	inch		mm		F		
			inch	mm	inch	inch	mm		
14F73-20-20	1-1/4	1-1/4	6.39	162	150	38	2	3.90	99
14F73-24-24	1-1/2	1-1/2	6.99	178	1.73	44	2-3/8	4.68	119
14F73-32-32	2	2	8.40	214	2.21	56	2-13/16	5.71	145



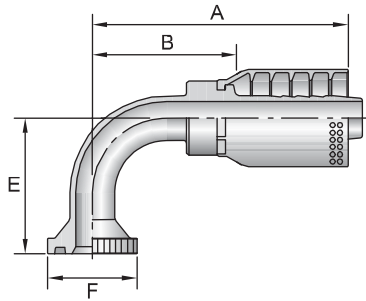
73

Series Flange
ISO 12151-3 - E90S - L (1 Piece: ISO 12151-3 - E90M - L)

# Order	Flange inch	Seal inch	inch		mm		F		
			inch	mm	inch	inch	mm		
11973-12-12	3/4	3/4	3.97	101	2.28	58	1-1/2	2.16	55
11973-16-12	1	3/4	4.00	102	2.28	58	1-3/4	2.19	56
11973-16-16	1	1	4.63	118	2.76	70	1-3/4	2.69	68



A

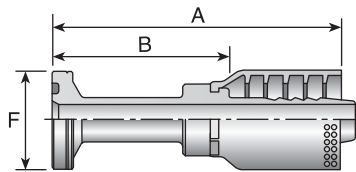


73

S e F nge e si
ISO 12151-3 - E90S - L (1 Piece: ISO 12151-3 - E90M - L)

#	rt er	F nge inch	se inch					F		
				inch	mm	inch	mm	inch	inch	mm
14N73-20-20	1-1/4	1-1/4	1-1/4	6.09	155	3.54	90	2	3.60	91
14N73-24-24	1-1/2	1-1/2	1-1/2	6.52	166	4.09	104	2-3/8	4.21	107
14N73-32-32	2	2	2	7.82	199	5.43	138	2-13/16	5.12	130

B



73

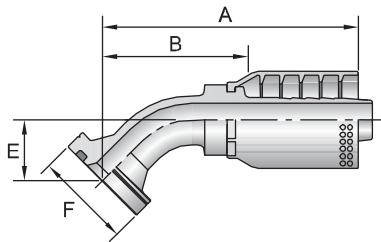
S e F nge e
ISO 12151-3 - S - S

#	rt er	F nge inch	se inch					F		
				inch	mm	inch	mm	inch	inch	mm
16A73-12-12	3/4	3/4	3/4	4.60	117	1-5/8	2.79	71		
16A73-16-16	1	1	1	5.16	131	1-7/8	3.22	82		
16A73-20-16	1-1/4	1	1	3.95	100	2-1/8	2.01	51		
16A73-20-20	1-1/4	1-1/4	1-1/4	5.85	149	2-1/8	3.36	85		
16A73-24-24	1-1/2	1-1/2	1-1/2	6.54	166	2-1/2	4.23	107		
16A73-32-32	2	2	2	7.63	194	3-1/8	4.93	125		

C

F73

S e F nge e
ISO 12151-3 - E45S - S (1 Piece: ISO 12151-3 - E45M - S)

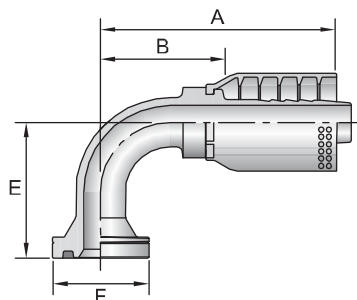


#	rt er	F nge inch	se inch					F		
				inch	mm	inch	mm	inch	inch	mm
16F73-12-12	3/4	3/4	3/4	4.31	109	1.02	26	1-5/8	2.50	64
16F73-16-16	1	1	1	5.01	127	1.26	32	1-7/8	3.07	78
16F73-20-20	1-1/4	1-1/4	1-1/4	6.39	162	1.50	38	2-1/8	3.90	99

D

73

S e F nge e
ISO 12151-3 - E90S - S (1 Piece: ISO 12151-3 - E90M - S)



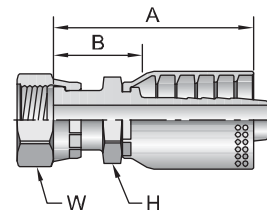
#	rt er	F nge inch	se inch					F		
				inch	mm	inch	mm	inch	inch	mm
16N73-12-12	3/4	3/4	3/4	3.97	101	2.28	58	1-5/8	2.16	55
16N73-16-16	1	1	1	4.63	118	2.76	70	1-7/8	2.69	68
16N73-20-20	1-1/4	1-1/4	1-1/4	6.09	151	3.54	90	2-1/8	3.60	91
16N73-24-24	1-1/2	1-1/2	1-1/2	6.52	166	4.09	104	2-1/2	4.21	107
16N73-32-32	2	2	2	7.82	199	5.43	138	3-1/8	5.12	130

E

S73

Fe e Se S i e ng
ISO 12151-1 - SWSB

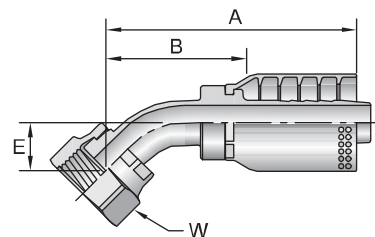
# rt er	re inch		se inch	inch		inch		inch	
	re inch	se inch		inch	mm	inch	mm	inch	mm
1JS73-12-12	3/4	1-3/16x12	3/4	3.70	94	1-1/8	1-3/8	1.89	48
1JS73-16-12	1	1-7/16x12	3/4	3.78	96	1-3/8	1-5/8	1.97	50
1JS73-16-16	1	1-7/16x12	1	4.03	102	1-3/8	1-5/8	2.09	53
1JS73-20-20	1-1/4	1-11/16x12	1-1/4	4.62	132	1-3/4	1-7/8	2.13	69



773

Fe e Se S i e
ISO 12151-1 - SWE45

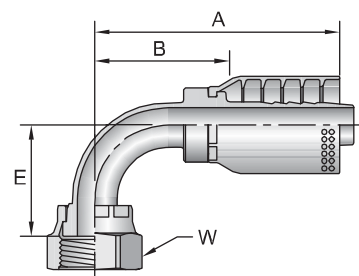
# rt er	re inch		se inch	inch		inch		inch		
	re inch	se inch		inch	mm	inch	mm	inch	mm	
1J773-12-12	3/4	1-3/16x12	3/4	4.11	104	0.81	21	1-3/8	2.30	58
1J773-16-16	1	1-7/16x12	1	4.69	119	0.94	24	1-5/8	2.75	70
1J773-20-20	1-1/4	1-11/16x12	1-1/4	5.78	147	0.98	25	1-7/8	3.29	84



73

Fe e Se S i e S r t r
ISO 12151-1 - SWES90

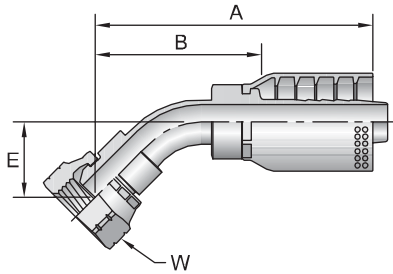
# rt er	re inch		se inch	inch		inch		inch		
	re inch	se inch		inch	mm	inch	mm	inch	mm	
1J973-12-12	3/4	1-3/16x12	3/4	3.97	100	1.89	48	1-3/8	2.16	55
1J973-16-16	1	1-7/16x12	1	4.62	117	2.20	56	1-5/8	2.68	68
1J973-20-20	1-1/4	1-11/16x12	1-1/4	5.82	148	2.52	64	1-7/8	3.33	85



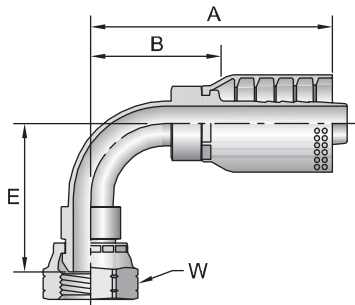
Metric S: Mates with EO "S" Series Fittings.



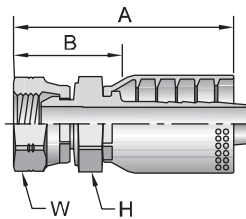
A



B



C



D

E

73

Fe e S r e i e S i e ne

#	rt er	re inch	se inch	inch		mm		mm	inch	mm
				inch	mm	inch	mm			
1G173-12-12		3/4x14	3/4	4.77	121,2	1.35	34,4	36	2.96	75,2
1G173-16-16		1x11	1	5.36	136,1	1.52	38,7	41	3.42	86,9

73

Fe e S r e i e S i e ne

#	rt er	re inch	se inch	inch		mm		mm	inch	mm
				inch	mm	inch	mm			
1G273-12-12		3/4x14	3/4	4.12	104,6	2.62	66,6	36	2.31	58,7
1G273-16-16		1x11	1	4.71	119,6	3.04	77,2	41	2.77	70,4

73

Fe e S r e i e S i e ne

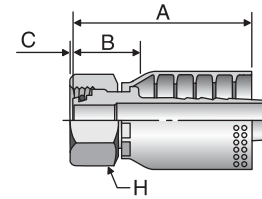
#	rt er	re inch	se inch	inch		mm		inch	mm
				inch	mm	inch	mm		
1GU73-12-12		3/4x14	3/4	3.76	95,5	36	36	1.95	49,5
1GU73-16-16		1x11	1	4.14	105	41	41	2.20	56

Metric S: Mates with EO "S" Series Fittings

73

Fe e etri S i e ne it ing
ISO 12151-2 - SWS

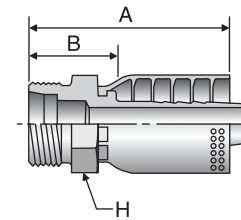
# rt er	re mm		se inch	inch		mm		mm	inch	
1CA73-28-16	25	M36x2	1	3.43	87	0.14	3.56	41	1.42	36



73

e etri S igi ne
ISO 12151-2

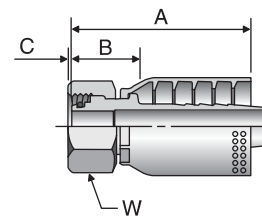
# rt er	re mm		se inch	inch		mm		mm	inch	
1D273-20-12	20	M30x2	3/4	3.31	84			30	1.42	36
1D273-25-12	25	M36x2	3/4	3.39	86			36	1.50	38
1D273-30-16	30	M42x2	1	3.70	94			46	1.73	44
1D273-38-20	38	M52x2	1-1/4	4.41	112			55	1.89	48



73

Fe e etri S S i e ne it ing
ISO 12151-2 - SWS

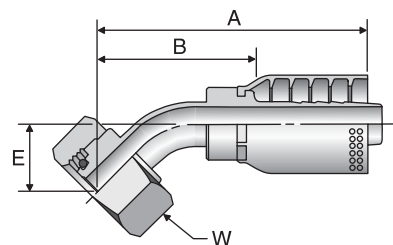
# rt er	re mm		se inch	inch		mm		mm	inch	
1C973-20-12	20	M30x2	3/4	3.19	81	0.05	1.3	36	1.30	33
1C973-25-12	25	M36x2	3/4	3.15	80	0.09	2.3	46	1.26	32
1C973-25-16	25	M36x2	1	3.43	87	0.09	2.3	46	1.42	36
1C973-30-16	30	M42x2	1	3.43	87	0.19	4.8	50	1.42	36
1C973-30-20	30	M42x2	1-1/4	4.17	106	0.19	4.8	50	1.65	42
1C973-38-20	38	M52x2	1-1/4	4.02	102	0.23	5.8	60	1.38	35



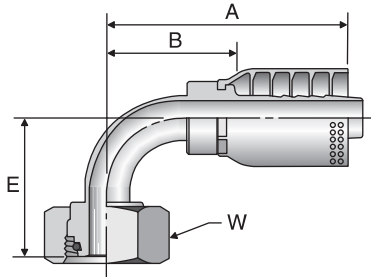
73

Fe e etri S S i e ne it ing
ISO 12151-2 - SWE45 - S

# rt er	re mm		se inch	inch		mm		mm	inch	
10C73-20-12	20	M30x2	3/4	4.41	112	1.10	28	36	2.52	64
10C73-25-12	25	M36x2	3/4	4.45	113	1.14	29	46	2.56	65
10C73-30-16	30	M42x2	1	5.16	131	1.34	34	50	3.19	81



A

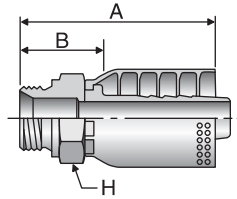


73

Fe e etri S S i e ne it ing
ISO 12151-2 - SWE - S

# rt er	re mm		se inch	inch		mm		mm	inch		mm
	mm	mm		inch	mm	inch	mm				
11C73-20-12	20	M30X2	3/4	3.98	101	2.24	57	36	2.09	53	
11C73-25-12	25	M36X2	3/4	3.98	101	2.32	59	46	2.05	52	
11C73-25-16	25	M36X2	1	4.80	122	2.76	70	46	2.80	71	
11C73-30-16	30	M42X2	1	4.80	122	2.87	73	50	2.83	72	
11C73-38-20	38	M52X2	1-1/4	5.94	151	3.07	78	60	3.43	87	

B

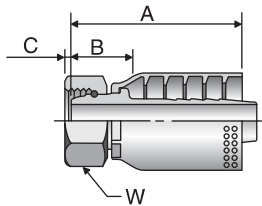


73

e S re e i e igi ne
ISO 228-1

# rt er	re BSP		se inch	inch		mm		mm	inch		mm
	mm	mm		inch	mm	inch	mm				
1D973-12-12	19,1	3/4x14	3/4	3.43	87	32	1.50	38			
1D973-16-16	25,4	1x11	1	3.74	95	41	1.69	43			

C



73

Fe e S re e i e S i e ne
ISO 228-1

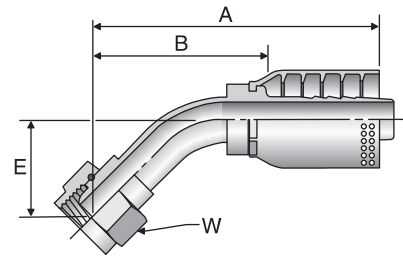
# rt er	Thread inch	se inch	inch		mm		mm	inch		mm
			inch	mm	inch	mm				
19273-12-12	3/4x14	3/4	3.03	77	0.46	11.7	32	1.14	29	
19273-16-16	1x11	1	3.50	89	0.44	11.2	41	1.50	38	
19273-20-20	1-1/4x11	1-1/4	3.98	101	0.52	13.2	50	1.46	37	

D

E

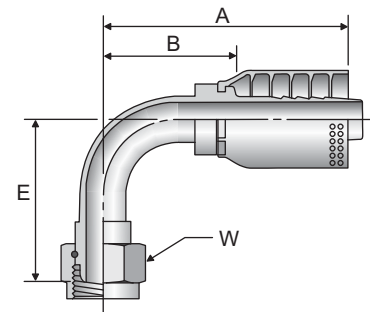
73
Fe e S r e i e S i e ne
ISO 228-1

# rt er	re inch	se inch	inch		mm		mm	inch		mm
			inch	mm	inch	mm		inch	mm	
1B173-12-12	3/4x14	3/4	4.33	110	1.02	26	32	2.44	62	
1B173-16-16	1x11	1	5.35	136	1.54	39	41	3.31	84	



73
Fe e S r e i e S i e ne
ISO 228-1

# rt er	re inch	se inch	inch		mm		mm	inch		mm
			inch	mm	inch	mm		inch	mm	
1B273-12-12	3/4x14	3/4	4.17	106	2.17	55	32	2.28	58	
1B273-16-16	1x11	1	4.76	121	2.99	76	41	2.76	70	
1B273-20-20	1-1/4x11	1-1/4	5.94	151	3.15	80	50	3.43	87	



A

B

C

D

E